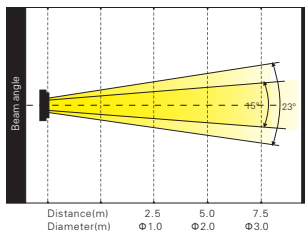


F90(CW)

Min. Field angle 15°
Max. Field angle 23°

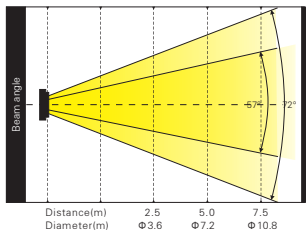
Intensity (LUX) FULL 17250 4460 1970



F90(CW)

Min. Field angle 57°
Max. Field angle 72°

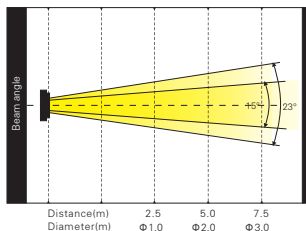
Intensity (LUX) FULL 2160 620 230



F90(WW)

Min. Field angle 15°
Max. Field angle 23°

Intensity (LUX) FULL 14476 3500 1771



F90(WW)

Min. Field angle 57°
Max. Field angle 72°

Intensity (LUX) FULL 1735 504 249

